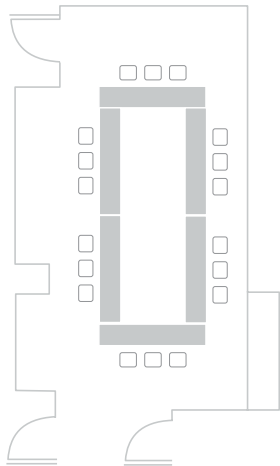




THE STUDY

SEATS UP TO 20 | 422 SQUARE FEET

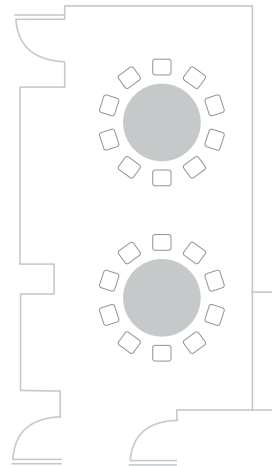
The Study, an intimate private meeting space. Choose from several configurations to best match the size of your party with the vibe you want to set.



HOLLOW SQUARE

Capacity: **18**

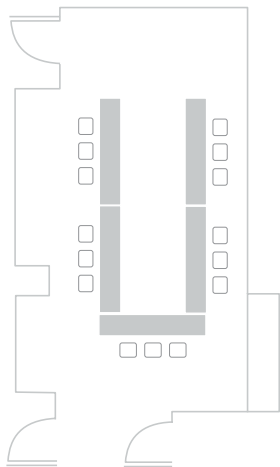
Table Type: **6' Rectangle**



ROUNDS 60"

Capacity: **20**

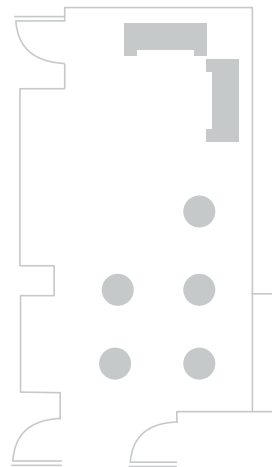
Table Type: **Round**



U-SHAPE

Capacity: **15**

Table Type: **6' Rectangle**



RECEPTION

Capacity: **40**

Table Type: **Cocktail**